


*Lost*UP



**USER GUIDE TO GETTING
STARTED**

Contents

Welcome to Lootup.me	3
Getting Started Tasks	4
What is market research, and why is it so important?	5
Surveys Just for You	6
Survey Routers	6
Survey Statuses & Disqualifications	7
Watch Videos & Earn with Lootup	8
Complete Various Offers & Earn With Lootup	9
Redeem	9
Useful Resources	10








Welcome to **Lootup.me!**

Now that you've signed up for an account, it's time to start earning!

Make sure to complete the following tasks to take full advantage of all your account has to offer you!

You're on your way to **earning loot!**

1000 points = \$1 in free gift cards, Paypal, Bitcoin, or other rewards

	Verify Your Email	+10 Points 2 minutes
	Complete Your Profile	+50 Points 2 minutes
	Subscribe to Push Notifications	+25 Points 15 seconds
	Verify Your Phone	+30 Points 5 minutes
	Watch a Video	+10 Points 2 minutes
	Enter Our \$1,000 Giveaway	+25 Points 30 seconds
	Visit us on Facebook	+5 Points 10 seconds

Getting Started Tasks

1. Verify your Email Address

You will receive an email with the subject line "Lootup.me - Verify your email address". Simply open up this email, and click the verification link.

2. Verify your Phone Number

When you first login, you will reach the page shown above. Simply click Verify your Phone and input your phone number. If your country is not currently supported, don't worry! We'll be adding new countries very soon.

3. Subscribe to Push Notifications

By subscribing to push notifications, you will allow us to send great earning opportunities and promo codes directly to you.

4. Visit us on Social Media: Facebook, Instagram, Twitter, YouTube, & Tiktok

Earn points by simply visiting Lootup.me's social media pages - like and follow!

5. Enter our Monthly Giveaway

Each month, Lootup runs multiple giveaway promotions where you can randomly be selected to earn tons of free points just by providing a bit of information and allowing advertisers to present a few offers you may be interested in. Drawing date is indicated on the Giveaway page, and all winners will receive an email if they won!

6. Create your Market Research Profile

Lootup provides some of the best earning opportunities for our members who love taking surveys! One of the most important things you can do to receive the highest potential earning opportunities is complete your market research profile. This enables us to match you with the best, highest paying surveys!

Please review the next page for more information on Market Research/Surveys and best practices.

What is market research, and why is it so important?

Market research is the process of determining the viability of a new service or product through research conducted directly with potential customers. Market research allows a company or brand to discover the target market and get opinions and other feedback from consumers about their interest in the product or service. Lootup.me allows these companies and brands to connect with consumers via online surveys.

Why do I need a market research profile?

- ✓ Your market research profile consists of answers to a number of questions which help our system identify the best surveys for you. Each market research survey is targeted towards specific types of consumers or respondents and therefore profiling information is required beforehand to target those specific users.
- ✓ Providing profiling data increases chances of being able to reach completion of the survey, as well as being offered higher paying opportunities.
- ✓ If profiling is not completed, you would be routed to a random pool of surveys where you may not qualify to complete them.

Best Practices for Market Research Surveys

- ✓ Read through instructions carefully on each question, so that you increase your chances of being able to complete the surveys and earn points.
- ✓ Wherever you are asked to provide descriptive answers, please write down your thoughts/reasons precisely and concisely. If you provide gibberish responses, you will end up being marked as a bad quality user, and that will reduce your chances of receiving new survey opportunities from this client in the future.
- ✓ If you are presented with a Grid of questions with more than 7 rows, try not to answer in the same columns for all rows, as you might be considered a "straight liner" and increase your chances of you getting marked as a bad quality user.
- ✓ Be honest with your responses/feedback, as that will lead to getting more survey opportunities in the future.
- ✓ Keep checking your profiling information on Lootup periodically as we keep updating/adding profilers to get the best survey opportunities for you. You can do this by navigating to your [Account Info](#) tab and selecting **Update market research profile**.

What's the difference between "Surveys Just for You" and Survey Routers?

Surveys Just for You

- ✓ After you complete your market research profile, our technology uses the information you provided to match you with the highest paying surveys that your profile best qualifies for.
- ✓ Since we are using the information provided to pre-qualify you for surveys, you will not have to answer the same screener questions constantly.
- ✓ You may qualify for hundreds of different high paying surveys at any time
- ✓ Prior to deciding which survey to complete, we provide you with the survey topic, the average length of time it takes to complete, and of course how much it pays you for a completion!
- ✓ The better quality responses & opinions you give while taking surveys, the more high paying opportunities you will receive.
- ✓ You have more control of how you spend your time, giving your opinion on topics that really matter to you!

Surveys Routers

- ✓ A survey router requires you to answer screening questions before being shown any survey opportunities. A survey router will then take the information you have to provide each time you choose to take a survey, and match you with the best qualified surveys.
- ✓ A survey router pays the same, fixed price for every survey completion, and will typically provide a mixture of short and longer surveys.
- ✓ While you may have less control over your earning potential with survey routers, they provide significant survey inventory and almost always have surveys available to you.

Survey Statuses & Disqualifications

Your market research profile enables us to connect you with a significant amount of high paying surveys that you pre-qualify to participate in. There are 6 potential redirects that will occur once you click on a survey, so it is important that you understand what they all mean!

1. No Surveys - If there are no surveys available for you at this time, you will be redirected to the “No Surveys” page. If you reach this page, we encourage you to try some other surveys on our site. If you see this frequently, we highly recommend making sure your market research profile is up-to-date by navigating to the [Account Info](#) tab and selecting **Update market research profile**.

2. Quota Full - If you click on a survey and are redirected to our “Quota Full” page, this means that the survey that you qualified already reached the desired number of responses from other users. Sometimes surveys can fill up in hours, something they can fill up in weeks. If you reach the “Quota Full” page, we recommend trying another survey!

3. Rejected/Try Another Survey - If you begin taking a survey and responses that you give disqualify you from the survey, you will reach the “Rejected” page that indicates that you were not a good fit for that particular survey. This will occur if your response to screener questions does not align with the desired sample. For example, if a survey company is looking for non-smokers, and you are a smoker. When this happens, we recommend trying another survey

4. Quality Terminate / Not Qualified - If you begin taking a survey and you are not following best practices, you can be “Quality Terminated” which will not result in a successful survey completion. To avoid quality terminations, always use valid and correct information, and answer questions honestly and thoughtfully to provide the highest quality responses.

5. Complete - The “Complete” status indicates that you have successfully completed a survey and your rewards will be credited ASAP. Typical credit times are within 1 hour.

6. Complete - Tentative - If you reach the Survey Completed page that indicated a Crediting Delay, this means that you have completed the survey successfully, however rewards are on hold in order for the client to verify data you have provided. Typical delayed crediting times can be up to 1-2 weeks.

Watch Videos & Earn with Lootup

In partnership with Lootup.me, Hideout.TV and it's various sister websites provide a unique and fun way to earn points simply by watching great content and ads!

In addition to reviewing [Hideout's Do's & Don'ts](#), here is some other helpful information to best use Hideout and your Lootup account:

- ✓ Once you click one of our playlists, please proceed to login on the top right corner of the site, using your Lootup login details. Once you login, you will be taken back to the watch page and playlist originally selected.
- ✓ As you watch, you'll earn HideoutTV points that can then be redeemed for gift cards or to a redemption partner. Please note, if you don't see any ads, skip the ads, or don't watch the video playing in full, you will not be rewarded in this case. To earn the reward, you must see ads. **Not seeing ads? Check back again later.**
- ✓ The average user earns up to 9 HideoutTV points per 3 ads watched.
Tip: Watching in an active window earns you more points!
- ✓ Redeem your HideoutTV points for LootUp points instantly on the Transfer Points section! There is no minimum and you can redeem up to 5 times a day.
- ✓ Check back regularly to keep earning rewards. At certain times of the month or year, you may earn less rewards due to factors out of our control. In that case, you can always check back again regularly to enjoy our videos and earn rewards.
- ✓ Have more questions about earning rewards while watching videos? Check out the [HideoutTV Support Center & FAQ](#).

In addition to completing surveys, there are plenty of other ways for you to earn points on [Lootup.me](#)

Spin the Daily Wheel **every day** for a chance to win free points or multipliers.

Enter our daily, weekly, or monthly giveaways. We offer **Free Entry Giveaways** as well as **"Points Entry Giveaways"** contests that you can enter and win up to 10x your entry fee. Earn as many points as possible by completing offers to win a piece of the prize pool! The more points you earn, the higher your ranking.

- ✓ Weekly contest runs Monday 12:01 AM CST to Sunday 11:59 PM CST.
- ✓ - Monthly contests run from the 1st of each month 12:01 AM CST to the last day of the month 11:59 PM CST.

We automatically reward you the day after a contest.

Complete Various Offers & Earn With Lootup

- ✓ Based on your location, device type, and other identifiers you can always earn points by completing offers.
- ✓ Each offer has a different conversion point and that is why it is so important to **make sure to read the descriptions in full**. Some different conversion points include form submits, download/install, install and register, signing up for a free trial, making a purchase, or reaching a certain level.

Insert example in form of screenshots

- ✓ Should you have any issues with offers not crediting, after 24 hours, you can click the support button to the right of the click activity in question on the points history page: <https://lootup.me/points-history.php>

From here, Please navigate to the offer in question and click the envelope icon under support. This will file a support ticket, and you will receive an email from our support team to work to get you credited for the offer.

Ready to redeem? Great! We offer redemptions starting at \$1.00 for PayPal cash, gift cards, or cryptocurrency via BitPay.



PayPal - \$1.00



Gift Cards - \$1.00



BitPay - \$5.10

Useful Resources:

- ✓ [How does Lootup Work?](#)
- ✓ [Frequently Asked Questions](#)
- ✓ [Lootup Best Practices](#)
- ✓ [File a Support ticket](#)
- ✓ [Lootup Support Center: Best Practices](#)